




# WAYPOINT TRAINING

ACCESSING AND ADDING AS A FAVORITE TO MY.WESTMONT.EDU



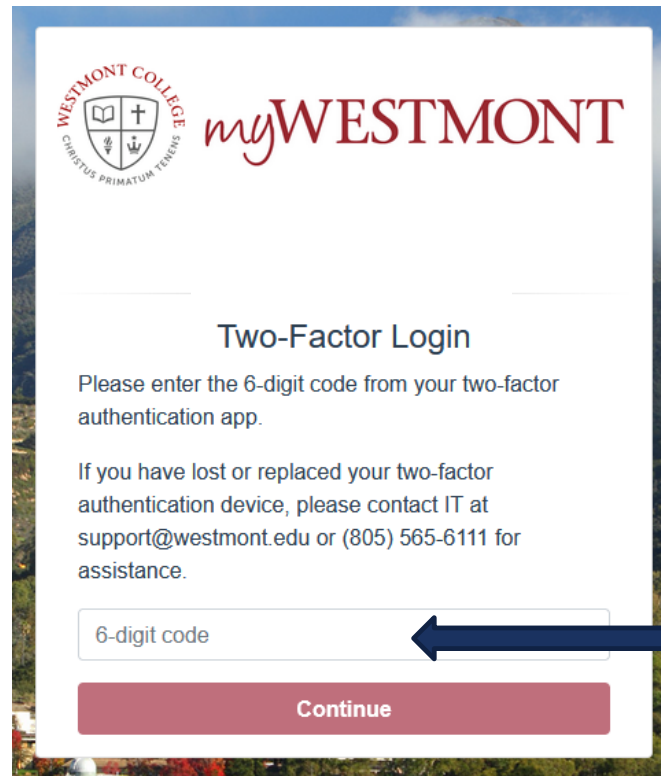
# NAVIGATE TO MY.WESTMONT.EDU




The image shows a screenshot of the myWESTMONT login page. At the top left is the Westmont College logo with the text "WESTMONT COLLEGE" and "CHRISTUS PRIMATUM TENENS". To the right of the logo is the text "myWESTMONT" in a red, cursive font. Below this is the heading "Westmont Single Sign-On". The main form area contains two input fields: "Username" and "Password". Two blue arrows point from the right towards these fields. Below the fields is a red "Log in" button. Underneath the button are three links: "Forgot Your Password?", "Change Password", and "Setup New Account". At the bottom left of the form is a small red icon of the college crest, followed by the text "Download the Westmont iPhone app here."

Use your Westmont email username and password to log in

# NAVIGATE TO MY.WESTMONT.EDU



 **myWESTMONT**

---

### Two-Factor Login

Please enter the 6-digit code from your two-factor authentication app.

If you have lost or replaced your two-factor authentication device, please contact IT at [support@westmont.edu](mailto:support@westmont.edu) or (805) 565-6111 for assistance.

**Continue**

Enter your six digit two-factor authentication code.

# NAVIGATE TO MY.WESTMONT.EDU



CALENDAR GMAIL SUPPORT



Search the myWestmont Portal

Welcome! Please use the searchbar above to search the myWestmont portal.

 Directories



Add Favorite

Click Add Favorite and search for "Waypoint" and Save.

# NAVIGATE TO MY.WESTMONT.EDU





[CALENDAR](#) [GMAIL](#) [SUPPORT](#)



🔍 Search the myWestmont Portal

Welcome! Please use the searchbar above to search the myWestmont portal.

 Directories  Waypoint



Add Favorite

You should now see Waypoint added to your favorites bar