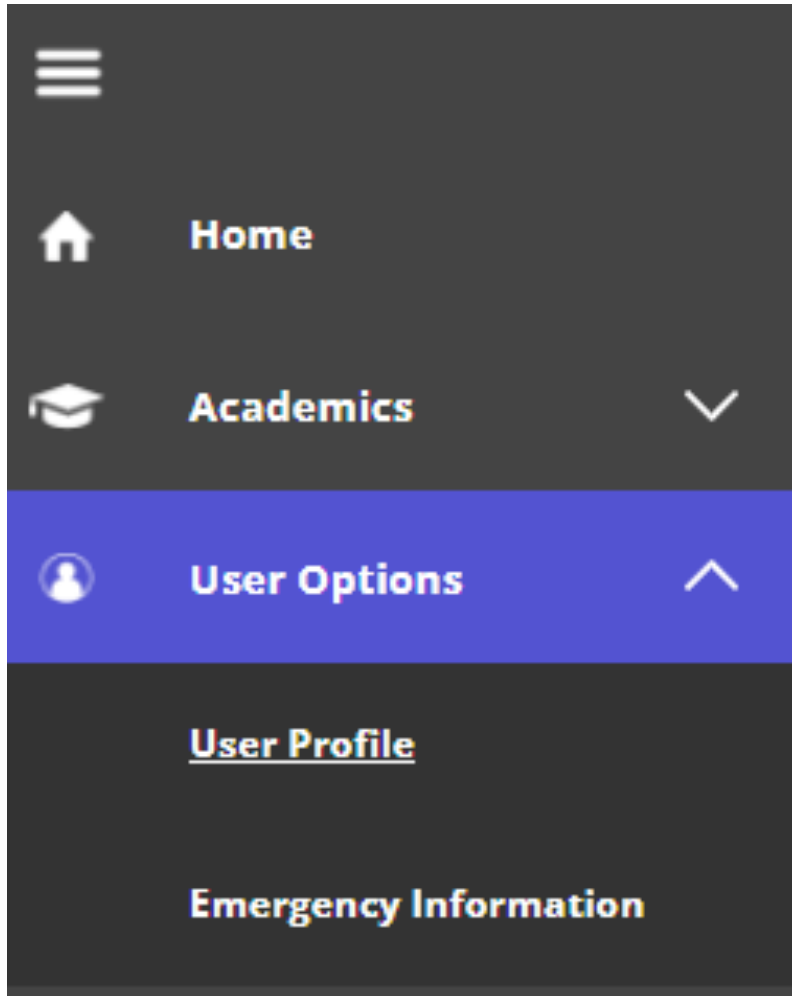


WAYPOINT TRAINING

VIEWING DEMOGRAPHIC INFORMATION



USER OPTIONS



Under the User Options on the left hand side select User Profile.

USER PROFILE

About You



Sample Student

Colleague ID: [REDACTED]

Date of Birth:

✉ [REDACTED]@westmont.edu



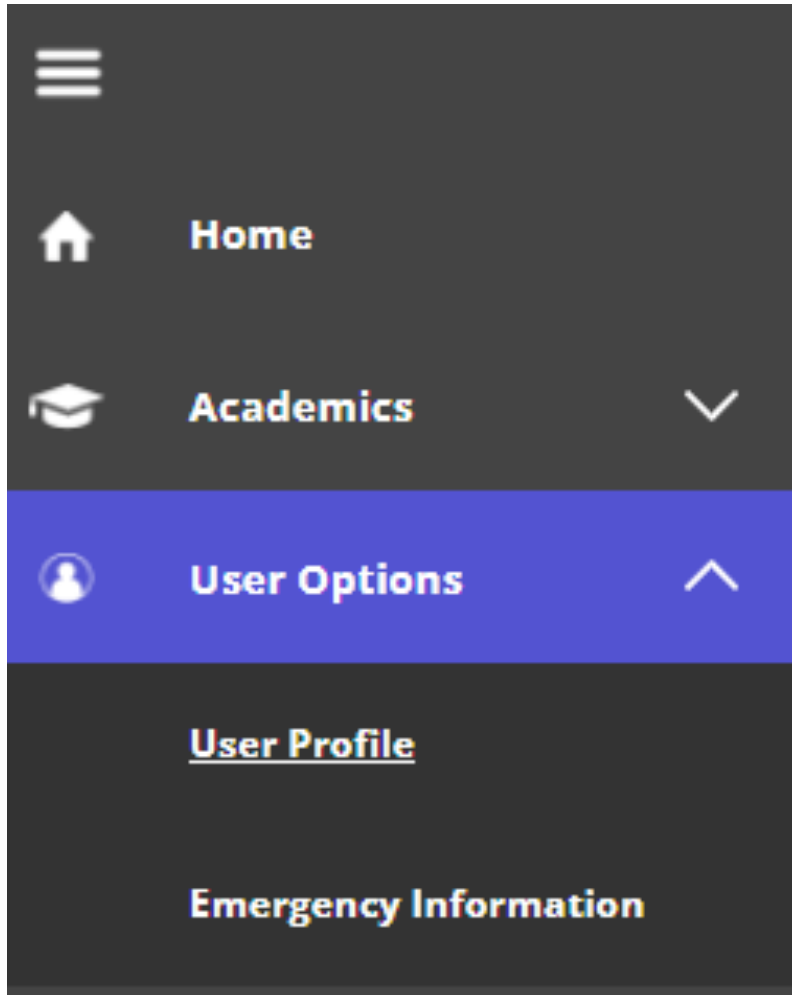
Nickname:



You can see your personal information and photo in the upper left hand corner.

Further on this page you can also see the home address, email addresses and phone numbers we have on file for you.


USER OPTIONS



Under the User Options on the left hand side select Emergency Information.

EMERGENCY INFORMATION

Emergency Information

**Not Confirmed**
I confirm that this information is accurate and current as of today.

Confirm

Emergency Contacts

+ Add New Contact

FATHER

Daytime Phone

Evening Phone

Other Phone

Address


Effective Date


Emergency Contact

✓

Missing Person Contact

✗





MOTHER

Daytime Phone

Evening Phone

Other Phone

Address


Effective Date


Emergency Contact

✓

Missing Person Contact

✗





Here you can verify whether our emergency contact information for you is accurate.

EMERGENCY INFORMATION

Emergency Information



Not Confirmed

I confirm that this information is accurate and current as of today.

Confirm

Emergency Contacts

+ Add New Contact

FATHER

Daytime Phone

Evening Phone

Other Phone

Address

Effective Date

Emergency Contact



Missing Person Contact



MOTHER

Daytime Phone

Evening Phone

Other Phone

Address

Effective Date

Emergency Contact




Missing Person Contact



If it is incorrect, click the Pencil button next to the contact, which will allow you to edit and Update Contact.

EMERGENCY INFORMATION

Emergency Information

 **Not Confirmed**
I confirm that this information is accurate and current as of today.

Confirm



Emergency Contacts

+ Add New Contact

FATHER

Daytime Phone

Evening Phone


Other Phone


Address

Effective Date

Emergency Contact

Missing Person Contact





MOTHER

Daytime Phone

Evening Phone


Other Phone


Address

Effective Date

Emergency Contact

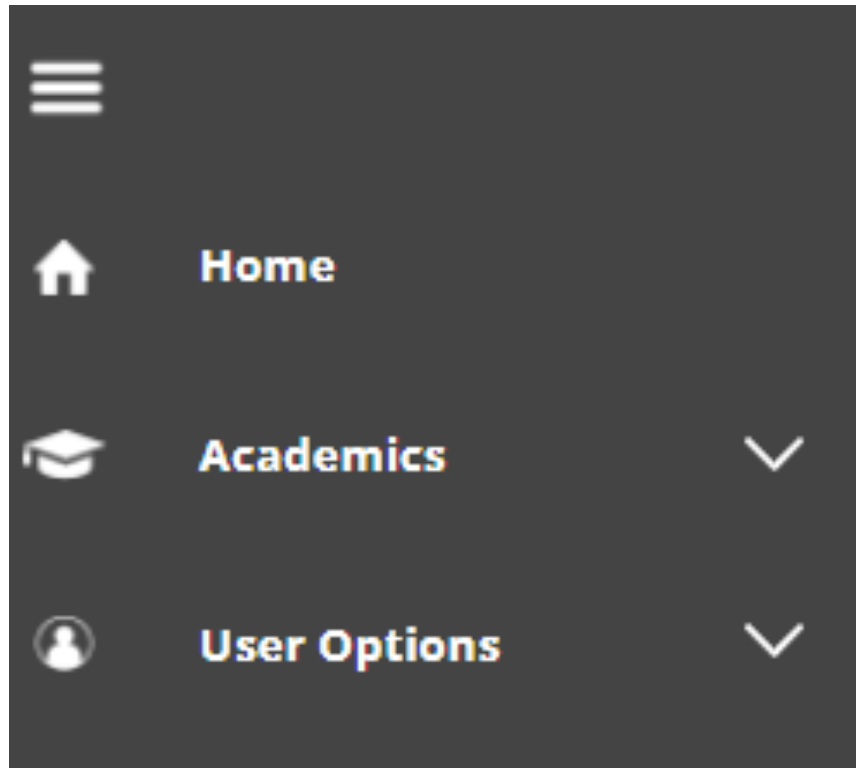
Missing Person Contact





Once your information is accurate click the Confirm button. This is the Emergency Contact Clearance for registration.

NAVIGATE BACK TO THE HOME PAGE



You can navigate back to the home page using the Home option on the left hand side.